



**GUJCOT TRADE ASSOCIATION**

**WEEKLY REPORT 25-Jan-2025**

*!! जय हिन्द !!*



**गणतंत्र दिवस**

**की हार्दिक शुभकामनाएं**



# GUJCOT TRADE ASSOCIATION

WEEKLY REPORT      25-Jan-2025

## Market Movement from 20th Jan 2025 to 25th Jan 2025.

- The NY futures remained unchanged during the week. Robust export sales and President Trump's comments urging China not to impose heavy tariffs were positive factors. However, sluggish demand failed to respond to these positive developments, resulting in the week ending with only a marginal gain of 1 point week-over-week (W/W).
- Export sales and shipments remain robust, despite the absence of China, the main buyer, in the sales figures.
- In the latest U. S. Export Sales Report for the week ending 16-Jan-2025, For the 2024-2025 marketing year, U.S. cotton export sales totaled 3,55,200 bales, including net upland sales of 3,49,000 bales and net Pima sales of 6,200 bales. Shipments during the week amounted to 2,22,600 upland bales and 3,300 Pima bales. For the 2025-2026 marketing year, forward sales reached 79,800 bales, comprising only upland cotton, as no Pima sales were recorded.



# GUJCOT TRADE ASSOCIATION

WEEKLY REPORT      25-Jan-2025


The report reflects robust activity for the current marketing year and modest early commitments for the next.

- The Gujcot Spot Rate displayed minor fluctuations. Starting at 53,550 on Monday, it slightly increased to 53,600 on Tuesday before dropping to 53,500 on Wednesday. The rate continued to decline to 53,350 on Thursday but recovered marginally to 53,400 on Friday. On Saturday, the rate was 53,450, reflecting overall stable market activity with limited volatility.
- The Indian physical market is experiencing downward pressure due to a significant influx of supply and limited buying activity from mills. Mills are well-stocked at current rates and are not in urgent need of purchasing.
- A weaker rupee has boosted export orders for yarn, resulting in mills operating at full capacity today. However, domestic payments remain an issue, leading to sluggish mill buying in the local market.
- The Indian basis remains within the range of 11.24 to 11.91.



# GUJCOT TRADE ASSOCIATION

WEEKLY REPORT      25-Jan-2025

- This week, the USD-INR exchange rate showed slight fluctuations, starting at 86.57 on Monday and marginally increasing to 86.58 on Tuesday. On Wednesday, the rate dropped to 86.32, followed by a minor recovery to 86.46 on Thursday. By Friday, the rate declined further to 86.20, marking the lowest point of the week. Overall, the week exhibited a downward trend in the exchange rate, reflecting a modest depreciation of the USD against the INR.
- **Wishing a very Happy Republic Day to all our cotton friends across India and around the globe!** 
- **Hope for best**



# GUJCOT TRADE ASSOCIATION

## WEEKLY REPORT

25-Jan-2025

### Global

#### US Weekly Export Sales

- Net sales of UPLAND totaling 3,48,900 RB for 2024-2025--a marketing-year high--were up 10 percent from the previous week and 62 percent from the prior 4-week average. Increases were primarily for Vietnam (94,500 RB, including 200 RB switched from South Korea), Pakistan (75,400 RB), Turkey (66,800 RB), Bangladesh (36,500 RB, including 2,100 RB - late), and Nicaragua (23,400 RB).
- Net UPLAND sales of 79,800 RB for 2025-2026 were primarily for Indonesia (70,400 RB), Turkey (4,400 RB), and Italy (3,300 RB).
- UPLAND Exports of 2,22,600 RB were down 1 percent from the previous week, but up 32 percent from the prior 4-week average. The destinations were primarily to Pakistan (60,000 RB), Vietnam (47,800 RB), China (19,800 RB), Mexico (17,600 RB), and Turkey (14,100 RB).
- Net sales of PIMA totaling 6,100 RB for 2024-2025 were up noticeably from the previous week and up 81 percent from the prior 4-week average. Increases were primarily for China (4,600 RB), Turkey (400 RB), Italy (300 RB), Thailand (300 RB), and Pakistan (300 RB).
- PIMA Exports of 3,300 RB were down 60 percent from the previous week and 64 percent from the prior 4-week average. The destinations were primarily to Pakistan (900 RB), Vietnam (900 RB), India (700 RB), Turkey (400 RB), and Peru (200 RB).

US Export Sales	16-Jan-2025
<b>Marketing Year 2024-25</b>	
Upland Gross Sales	3,52,900
Cancellation	3,900
<b>Net Upland Sales</b>	<b>3,49,000</b>
PIMA Gross Sales	6,200
Cancellation	0
<b>Net PIMA Sales</b>	<b>6,200</b>
Total Gross Sales	3,59,100
Total Cancellation	3,900
<b>Total Net Sales</b>	<b>3,55,200</b>
<b>Shipments</b>	
UPLAND	2,22,600
PIMA	3,300
<b>Total Shipment</b>	<b>2,25,900</b>
<b>Marketing Year 2025-26</b>	
Net Upland Sales	79,800
Net PIMA Sales	0
<b>Total Net Sales</b>	<b>79,800</b>
All Figures in US Running Bale	



# GUJCOT TRADE ASSOCIATION

## WEEKLY REPORT

25-Jan-2025

Gujarat Spot Rate Weekly Changes						
Variety	Staple Length	Mic.	18-01-2025	25-01-2025	Change	Change (in Per.)
					W/W	W/W
Shankar 6	29mm	3.8	53,650	53,450	-200	-0.37%
V-797	13% Trash		41,600	40,900	-700	-1.71%
MCX Spot Rate			53,860	53,580	-280	-0.52%
USD-INR Exchange			86.61	86.20	-0.41	-0.48%

Average Rate of Last week					
Variety	Staple Length	Mic.	Price Range		Average Of 6 Days
			Low	High	
Shankar 6	29	3.8	53,350	53,600	53,475
Shankar 6	28.5	3.7	No Quote	No Quote	No Quote
Shankar 6	28	3.6	No Quote	No Quote	No Quote
Shankar 6	27	3.2	No Quote	No Quote	No Quote
Shankar 6	26	3.0	No Quote	No Quote	No Quote
V-797	13% Trash		40,900	41,600	41,300
MCX Spot Rate			53,560	53,880	53,687
USD Exchange Rate			86.20	86.58	86.39

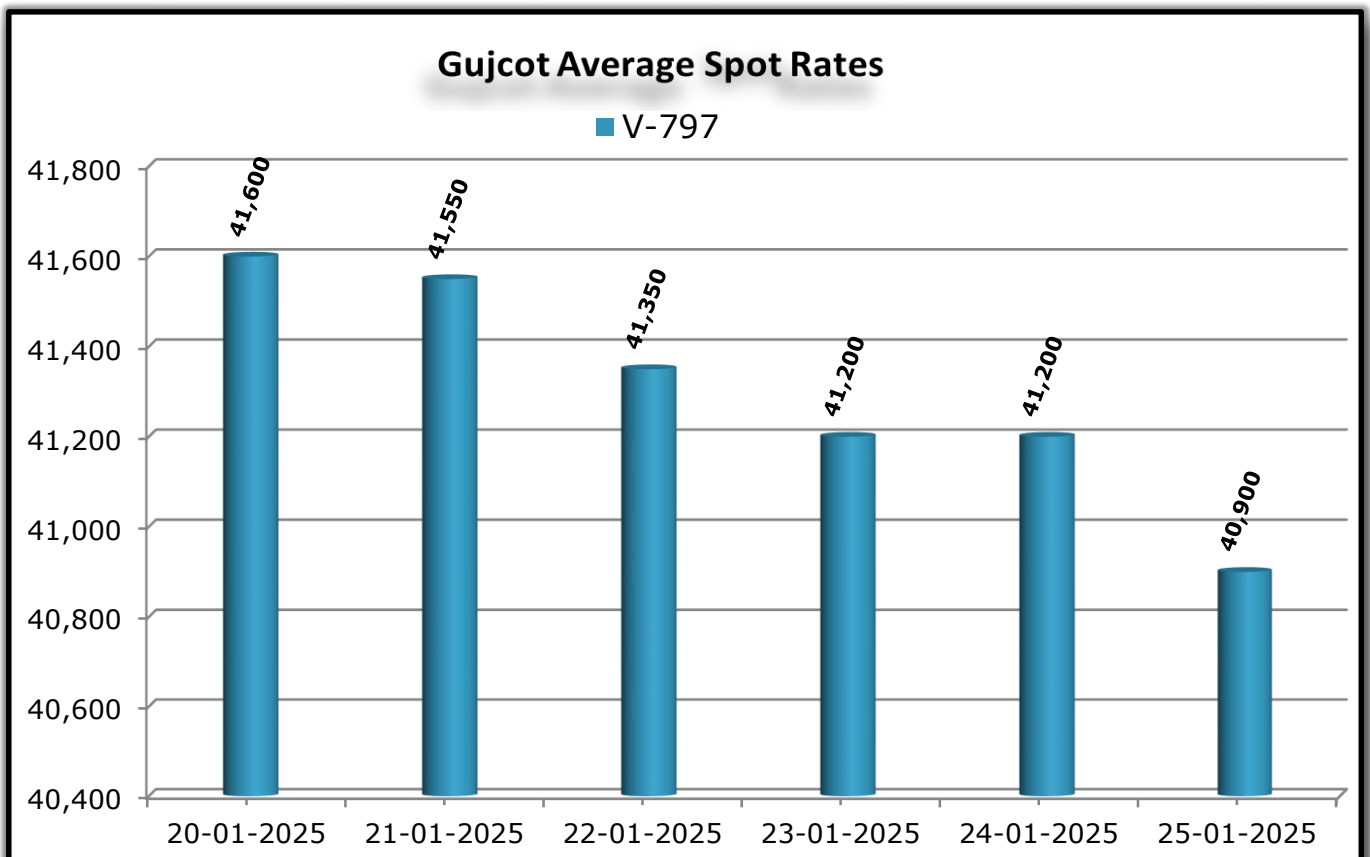
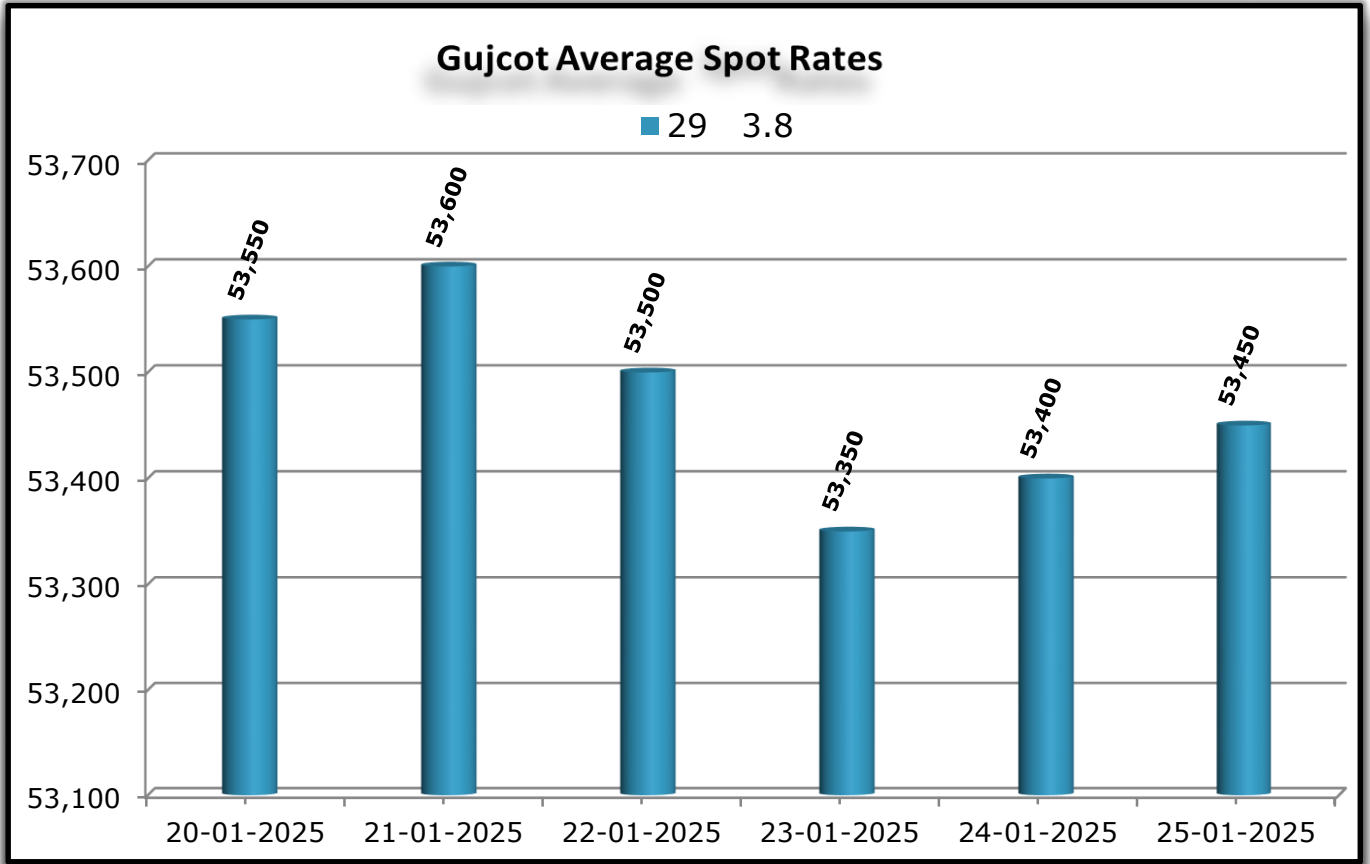
Rate Of Last Week				
Date	29 3.8	V-797	MCX Spot Rate	USD-INR Exchange
20-01-2025	53,550	41,600	53,880	86.57
21-01-2025	53,600	41,550	53,860	86.58
22-01-2025	53,500	41,350	53,660	86.32
23-01-2025	53,350	41,200	53,560	86.46
24-01-2025	53,400	41,200	53,580	86.20
25-01-2025	53,450	40,900	53,580	86.20



# GUJCOT TRADE ASSOCIATION

WEEKLY REPORT

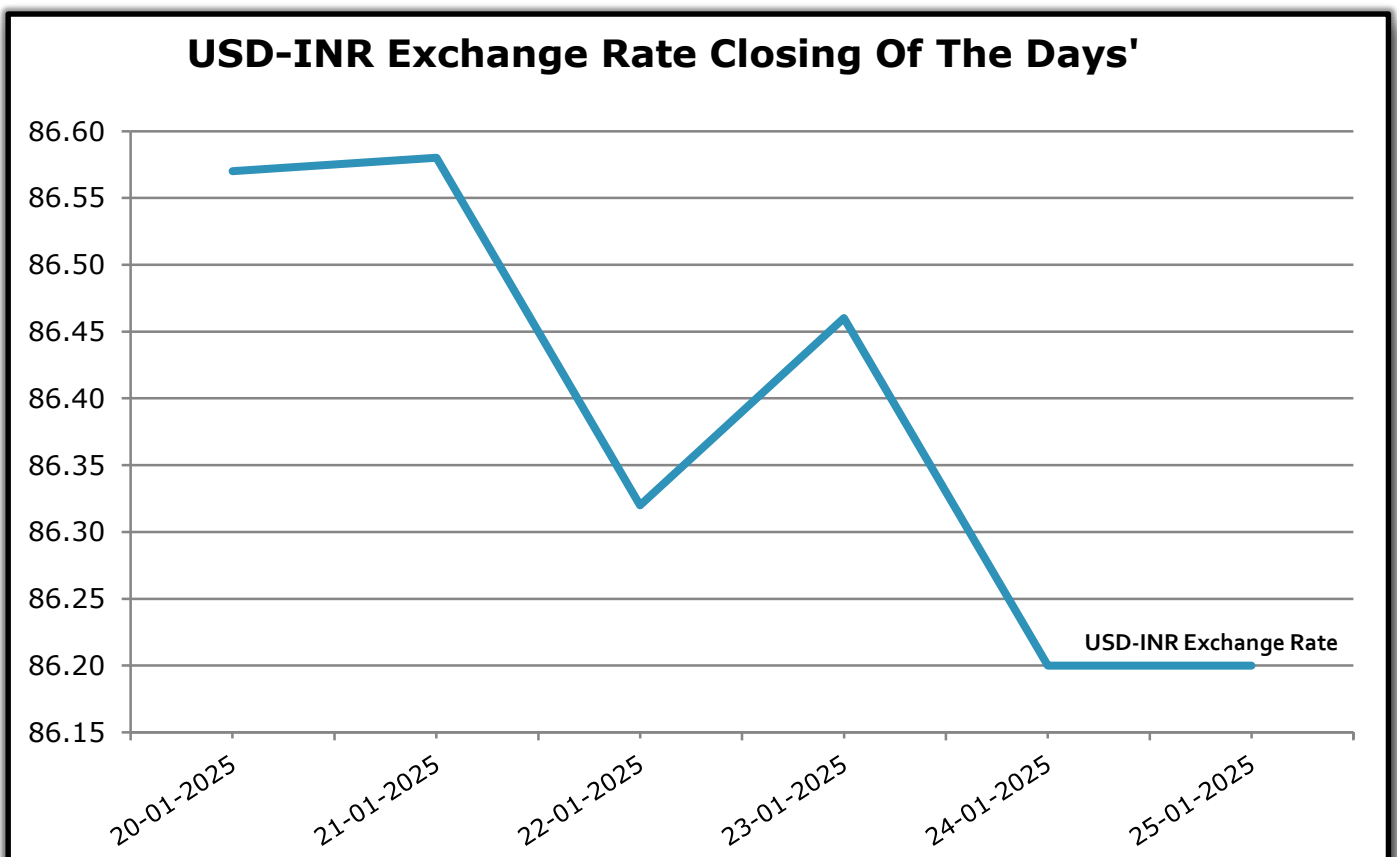
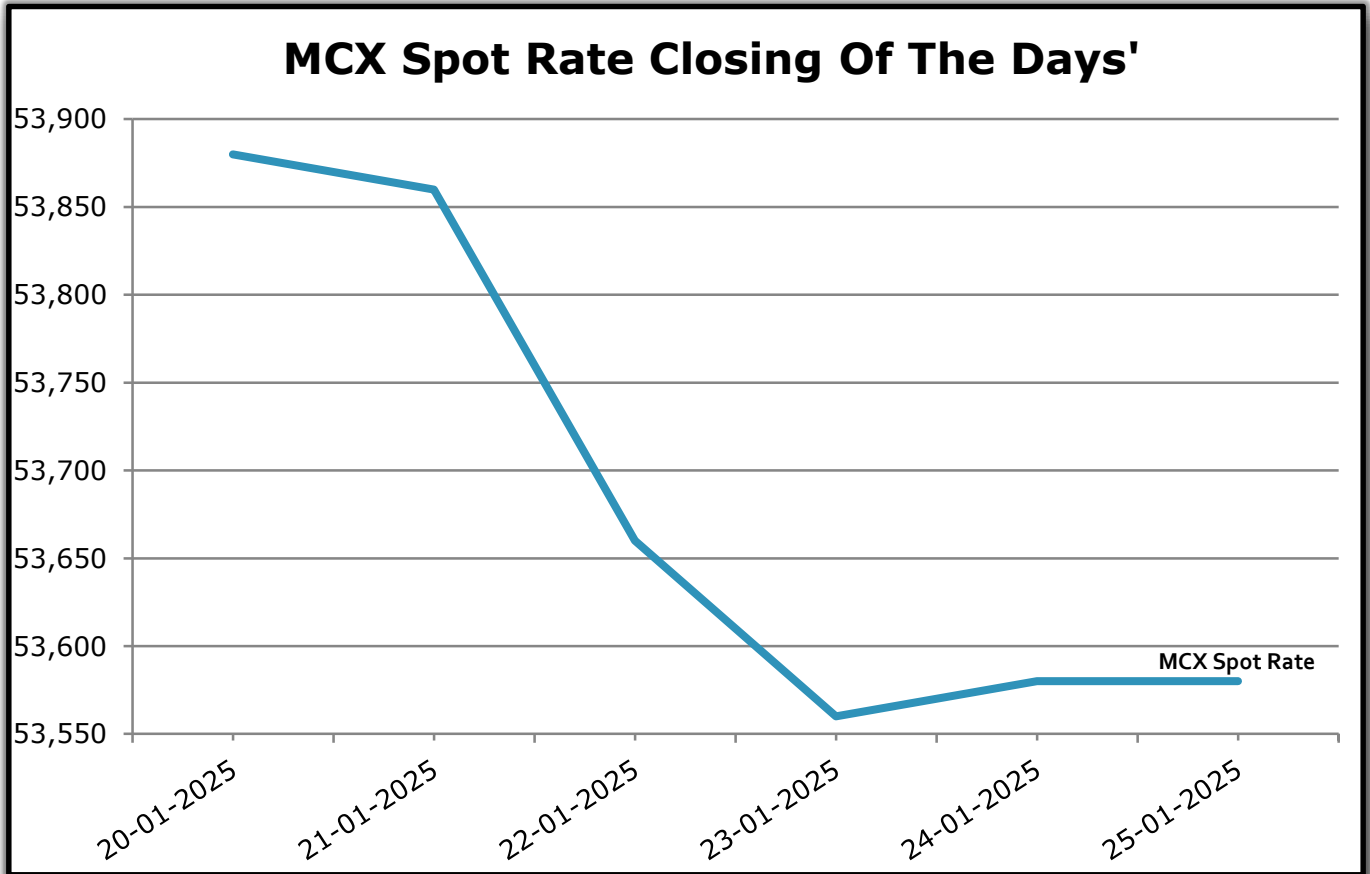
25-Jan-2025





# GUJCOT TRADE ASSOCIATION

WEEKLY REPORT 25-Jan-2025





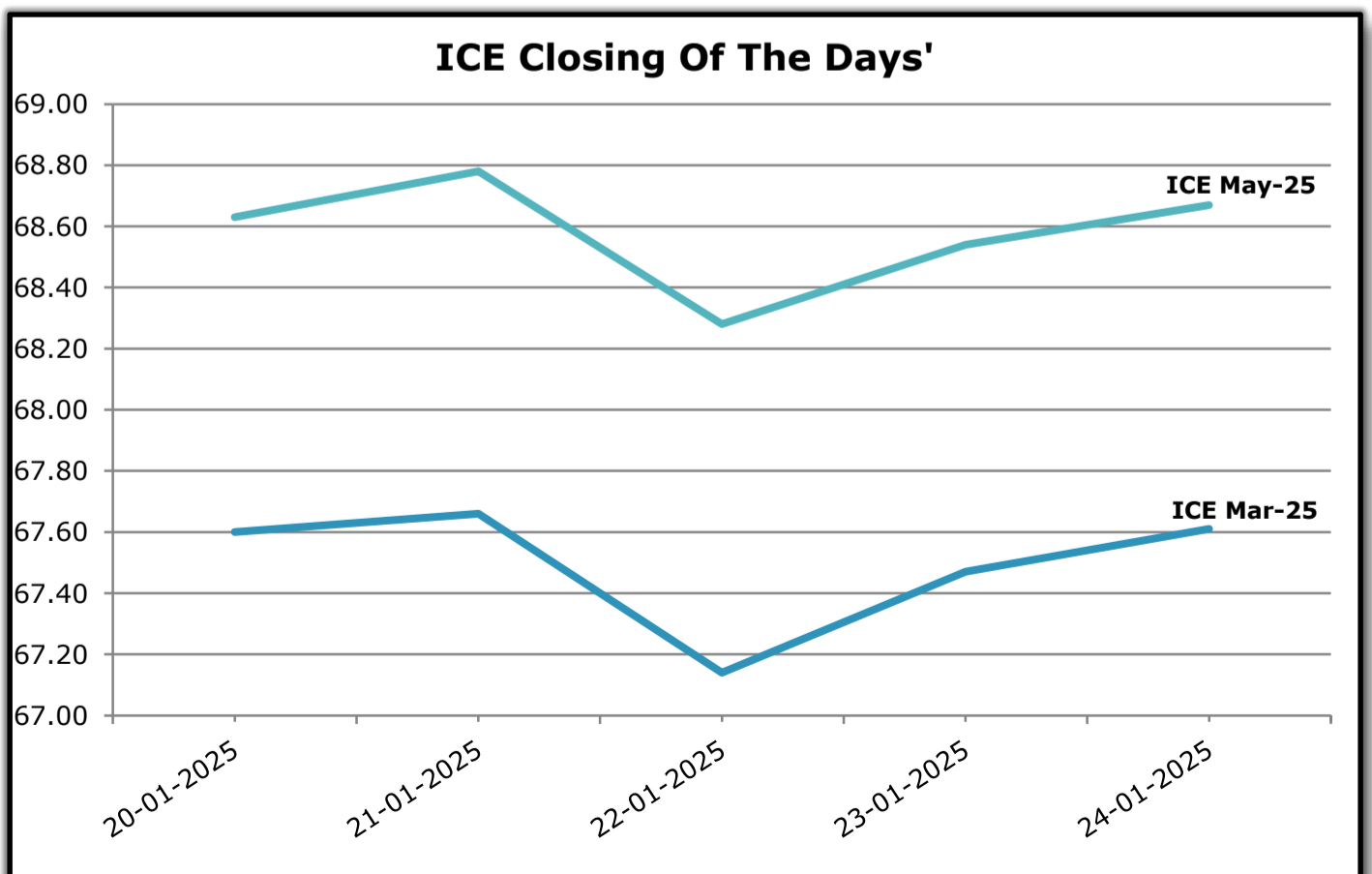
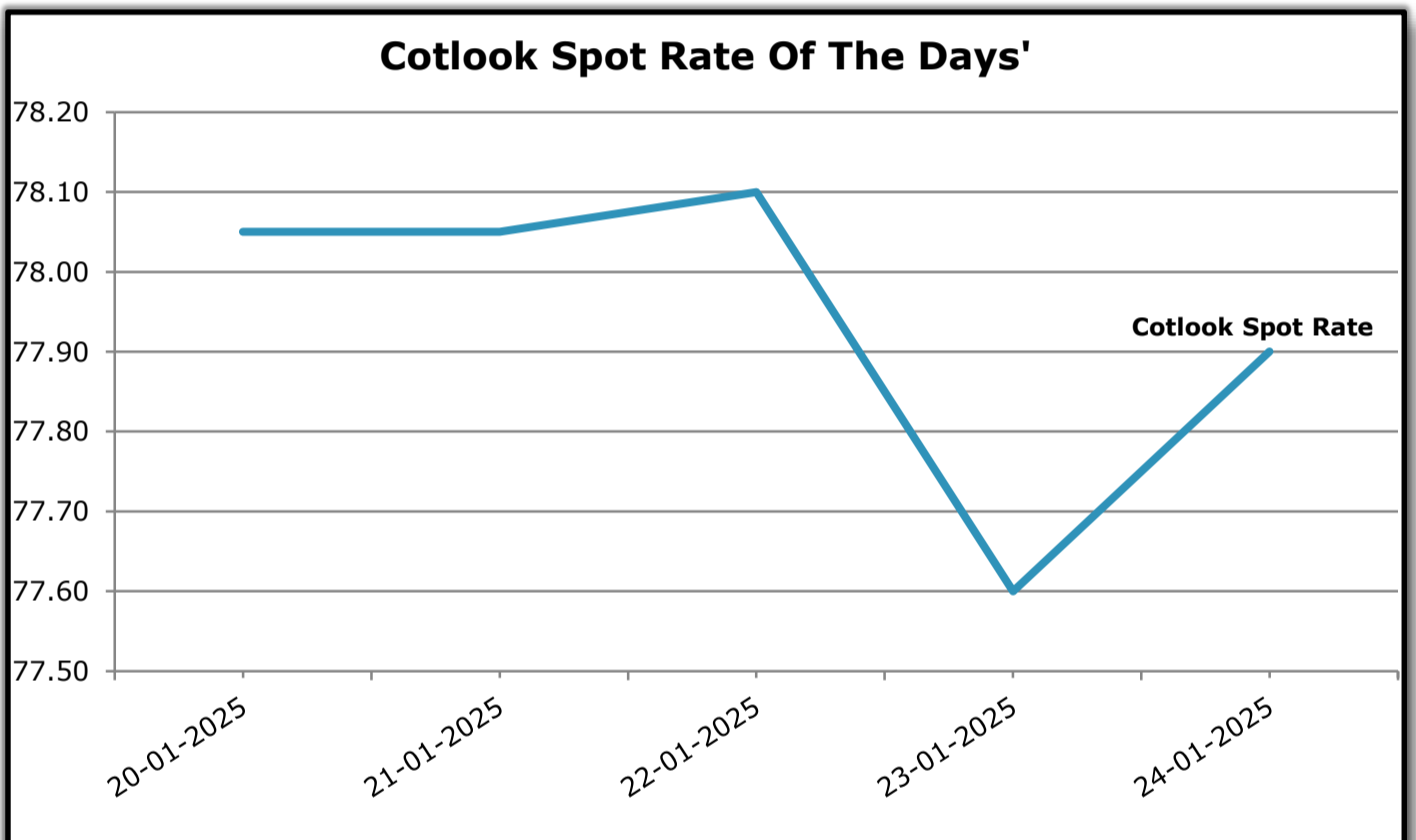


# GUJCOT TRADE ASSOCIATION

WEEKLY REPORT

25-Jan-2025

Foreign Indices			
Date	Cotlook	ICE	
	Spot Rate	Mar-25	May-25
20-01-2025	78.05	67.60	68.63
21-01-2025	78.05	67.66	68.78
22-01-2025	78.10	67.14	68.28
23-01-2025	77.60	67.47	68.54
24-01-2025	77.90	67.61	68.67

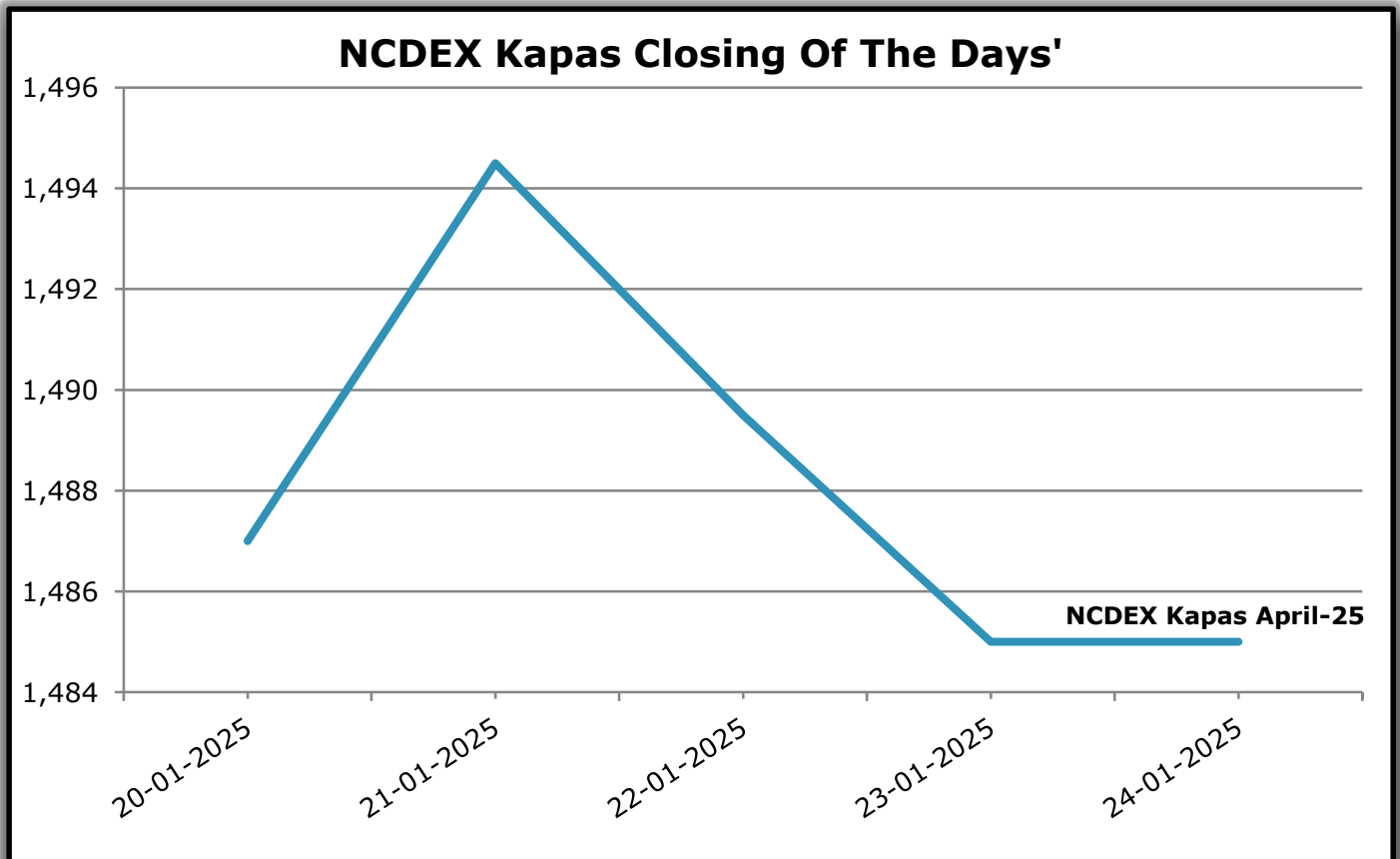




# GUJCOT TRADE ASSOCIATION

WEEKLY REPORT 25-Jan-2025

Indian Indices	
Date	NCDEX Kapas
	April-25
20-01-2025	1,487.00
21-01-2025	1,494.50
22-01-2025	1,489.50
23-01-2025	1,485.00
24-01-2025	1,485.00



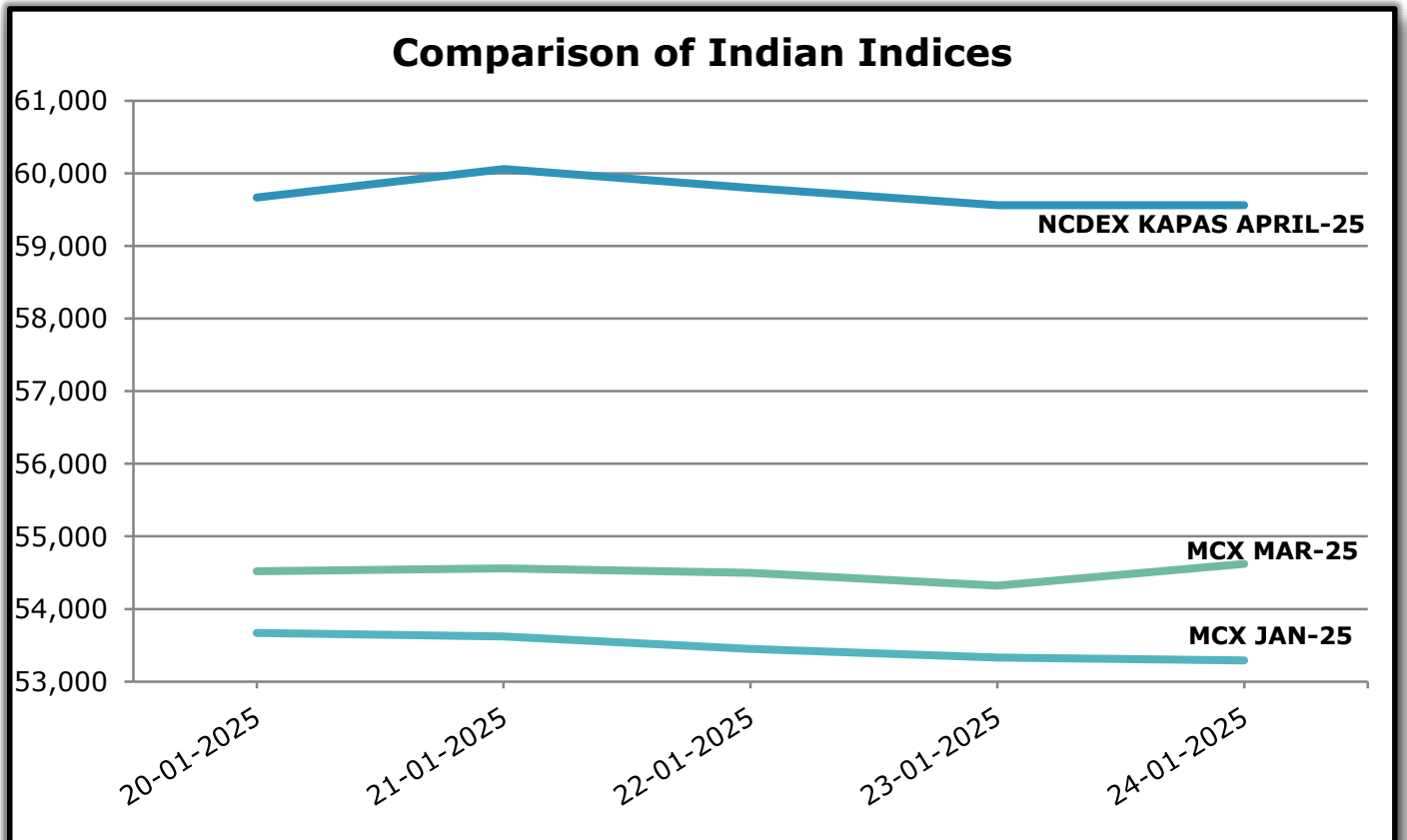


# GUJCOT TRADE ASSOCIATION

WEEKLY REPORT 25-Jan-2025

Indian Indices in Candy Rate			
Date	NCDEX Kapas	MCX	
	April-25	Jan-25	Mar-25
20-01-2025	59,668	53,670	54,520
21-01-2025	60,060	53,620	54,560
22-01-2025	59,798	53,450	54,500
23-01-2025	59,563	53,330	54,320
24-01-2025	59,563	53,290	54,620

Remark :- For NCDEX Kapas we have taken seed rate 600/20 Kg to convert in Candy.

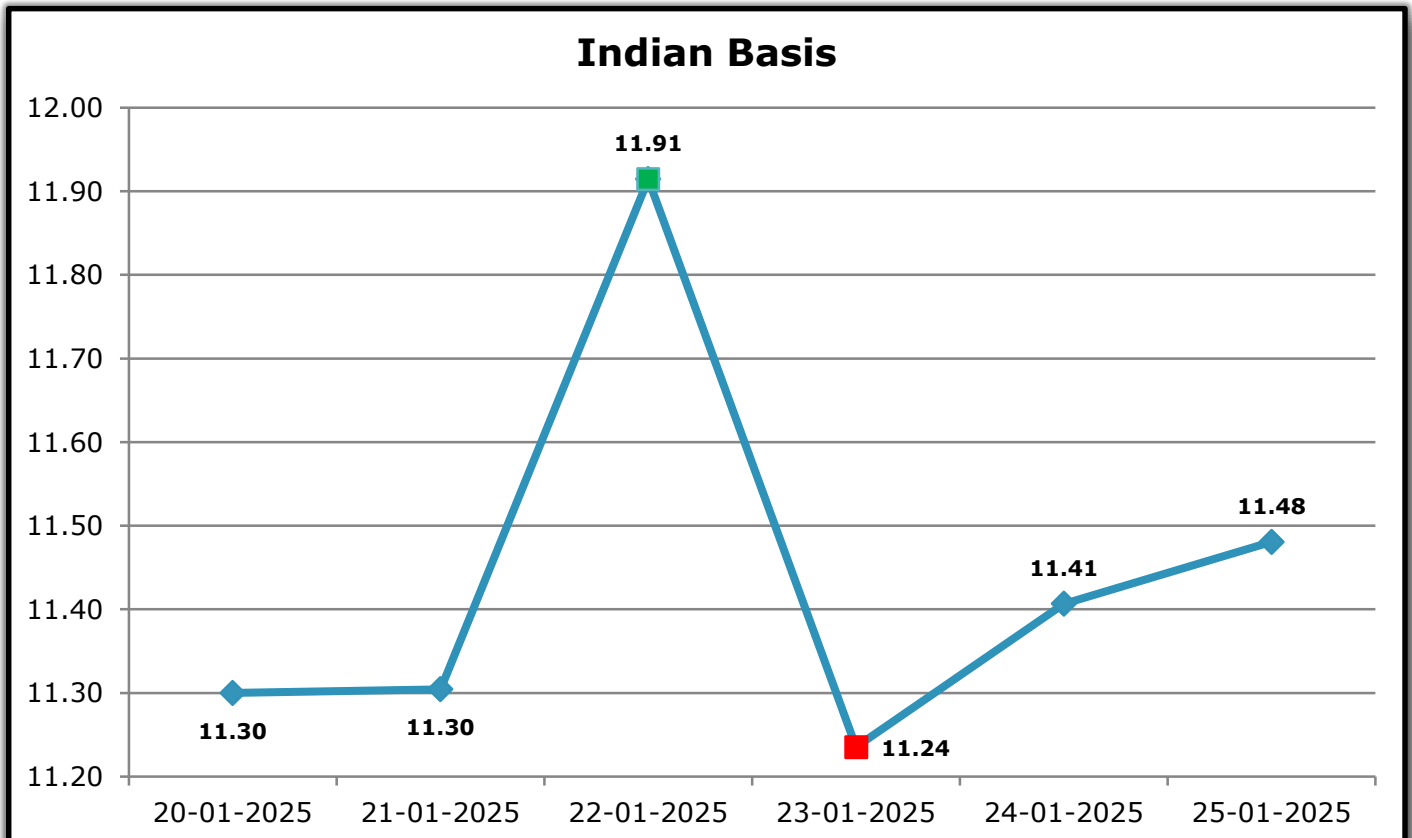




# GUJCOT TRADE ASSOCIATION

## WEEKLY REPORT 25-Jan-2025

Indian Basis					
DATE	29 MM	USD-INR	CENTS/LB	ICE MAR	BASIS
20-01-2025	53,550	86.57	78.90	67.60	11.30
21-01-2025	53,600	86.58	78.96	67.66	11.30
22-01-2025	53,500	86.32	79.05	67.14	11.91
23-01-2025	53,350	86.46	78.71	67.47	11.24
24-01-2025	53,400	86.20	79.02	67.61	11.41
25-01-2025	53,450	86.20	79.09	67.61	11.48





# GUJCOT TRADE ASSOCIATION

WEEKLY REPORT

25-Jan-2025

## IN THE WEEK AHEAD

- Next week will be busier on the economic front. The FOMC meets on January 28 and 29, but interest rates are expected to remain at current levels. Additionally, updated readings on Gross Domestic Product (GDP) and Personal Consumption Expenditures (PCE) will be released on Thursday and Friday.
- China's Lunar New Year begins next week, so news and business from the country will be light. For cotton, the Export Sales Report will return to its usual Thursday morning release, and March options will expire in two weeks.

**One stop solution for all cotton related reports and information.**

Visit <https://www.gujcot.com>. It's updated every day in real time.

You can view

- Gujarat Daily Spot Rate at 5:30 pm and Historical Data
- Gujarat Latest Pressing Report and Historical Data
- Daily Weather Report
- Cotton Advisory Board Balance sheet and Area, Production, Yield reports from cotton season 1991-1992 to 2017-2018 estimate available from Menu->Reports
- All Historical Gujcot Weekly Reports Menu->Reports
- All India Cotton Sowing data
- Gujarat Cotton Sowing District wise Report
- US Export Sales Report
- US Crop Progress Report
- China Cotton Auction Update
- International Cotton Indices and Spot Rates.
- USDA WASDE Report
- ICE Cotton On Call Report
- And All other National & International reports and upcoming events

## Report Sponsors:

Click on Sponsor's Logo to visit Sponsor's Website



**Radheshyam**  
SPINNING MILL PVT. LTD.



**ANSH EXPORTS**



**AXITA COTTON**

Report prepared by

Kalpesh Patel

Manager

Gujcot Trade Association